

CEPT RESEARCH AND DEVELOPMENT FOUNDATION FCRA

Statement of Accounts

F.Y. 2023-24

CEPT RESEARCH AND DEVELOPMENT FOUNDATION FCRA

Balance Sheet as at March 31


Amount In Rs.

Funds & Liabilities	2024	2023	Assets	2024	2023
<u>Capital and Earmarked Funds</u> (Schedule D)	2,44,57,348	1,28,15,934	<u>Property, Plant and Equipment</u> (Schedule C)	2,37,51,482	1,01,48,896
<u>Depreciation Fund</u> (Schedule C)	66,71,883	26,70,761	<u>Intangible Assets</u> (Schedule C)	9,03,194	-
<u>Sundry Balances</u> (Schedule A)	1,08,92,172	1,37,08,618	<u>Sundry Balances</u> (Schedule A)	4,09,880	1,61,660
<u>Project Balances</u> (Schedule B)	7,11,55,254	2,04,74,087	<u>Cash & Bank Balance</u>		
<u>Statutory Liabilities</u> (Schedule E)	14,86,968	14,63,380	Bank Balance	2,65,37,649	12,13,385
			Fixed Deposit	6,03,32,731	3,87,59,594
			<u>Accrued Interest</u>	27,28,689	8,49,244
Total Funds & Liabilities	11,46,63,625	5,11,32,779	Total Assets	11,46,63,625	5,11,32,779

For, Sorab S. Engineer & Co.
Firm Registration No. 110417W
Chartered Accountants

CA. Chokshi Shreyas B.

CA. Chokshi Shreyas B.
Partner
Membership No.100892
Date : 30th August, 2024
Place : Ahmedabad



Darshan Parikh

Darshan Parikh
Director

Date : 30th August, 2024
Place : Ahmedabad

Mansi Mehta

Mansi Mehta
CFO - CEPT University

Date : 30th August, 2024
Place : Ahmedabad

CEPT RESEARCH AND DEVELOPMENT FOUNDATION FCRA

Income and Expenditure Account for the year ended March 31, 2024

Amount In Rs.

Expenditure	2023-24	2022-23	Income	2023-24	2022-23
<u>Project Recurring Expenditure</u> (Schedule B)	8,23,01,518	11,87,71,026	Interest Income		
			Interest on Saving Bank A/c	47,992	54,709
			Interest on Fixed Deposit	49,27,228	25,24,663
<u>Depreciation and Amortisation</u> (Schedule C)	40,01,121	12,75,935	Total Interest Income	49,75,220	25,79,372
			Less : Interest Income allocated to Project	42,16,399	23,84,441
			Less : Interest Income allocated to Earmarked Fund	7,58,821	1,94,931
				-	-
<u>Project Expenditure from Earmarked funds</u> (Schedule D)	2,89,39,515	1,53,94,945	Project Fund to the extent of :		
			1) Recurring Expenditure	8,23,01,518	11,87,71,026
			2) Depreciation Fund	40,01,121	12,75,935
			3) Earmarked funds	2,89,39,515	1,53,94,945
Total	11,52,42,154	13,54,41,906	Total	11,52,42,154	13,54,41,906

For, Sorab S. Engineer & Co.
Firm Registration No. 110417W
Chartered Accountants

Chokshi Shreyas B.

CA. Chokshi Shreyas B.
Partner
Membership No.100892
Date : 30th August, 2024
Place : Ahmedabad



Darshan Parikh

Darshan Parikh
Director

Date : 30th August, 2024
Place : Ahmedabad

Mansi Mehta

Mansi Mehta
CFO - CEPT University

Date : 30th August, 2024
Place : Ahmedabad

CEPT RESEARCH AND DEVELOPMENT FOUNDATION FCRA

Receipt and Payment Account for the year ending on 31st March, 2024


Receipts	Amount In Rs.				
	2023-24	2022-23	Payments	2023-24	2022-23
Opening Bank Balance			Expenditure		
Bank Balance	12,13,385	3,70,686	Expenditure for projects as per aims and objectives	9,79,32,900	10,75,80,005
Fixed Deposit	3,87,59,594	8,19,13,515	Administrative Expenditure	1,63,49,210	2,01,67,950
			Capital Expenditure	1,45,05,780	75,37,809
Fund Received	17,25,89,516	8,93,48,746	Closing Bank Balance		
Interest on saving Bank & Fixed Deposit	30,95,775	36,25,796	Bank Balance	2,65,37,649	12,13,385
			Fixed Deposit	6,03,32,731	3,87,59,594
Total	21,56,58,270	17,52,58,743	Total	21,56,58,270	17,52,58,743

We have examined and found correct the above account as per the books of account, vouchers etc., produced before us and as per the information and explanations given to us.

For, Sorab S. Engineer & Co.

Firm Registration No. 110417W

Chartered Accountants



CA. Chokshi Shreyas B.

Partner

Membership No.100892

Date : 30th August, 2024

Place : Ahmedabad



Darshan Parikh

Director

Date : 30th August, 2024

Place : Ahmedabad



Mansi Mehta

Head - Finance

Date : 30th August, 2024

Place : Ahmedabad

CEPT RESEARCH AND DEVELOPMENT FOUNDATION FCRA
Schedules to the Financial Statements for the year ended 31st March
Schedule A : Sundry Balance

Amount In Rs.


Particulars	2024		2023	
	Debit Balance	Credit Balance	Debit Balance	Credit Balance
A. S. Lakra	-	-	-	2,17,901
Aasim Mansuri	-	30	-	1,495
Aditi Dwivedi	-	-	-	500
Agarwal Packers and Movers	395	-	-	-
All India Institute of Local Self Government	-	-	-	2,86,212
Ansh Gupta	-	16,000	-	-
Anusha Vaid	-	-	-	49,500
Apoorva Avinash Bhate	-	421	-	-
Arfat Ansar Attar	-	8,640	-	-
Arpit Dangl	-	-	-	51,300
Arwa Bharmal	-	7,851	-	-
B C Saraiya & Co	-	-	-	19,012
Babubhai Desai	-	20,283	-	21,917
Benchmark Engineers & Supervyours	-	-	-	5,900
Bhushan Tawlare	-	1,350	-	-
CEPT University (FR)	-	12,57,673	-	7,15,226
Coordinates Infrastructure Consulting	-	-	-	5,59,395
Corporate Cars	-	26,282	-	-
Cosmic Refrigeration Pvt. Ltd.	-	-	-	6,77,320
Cosmos Detective & Security Services	-	-	-	75,566
Cosmos Security Management Services	-	99,563	-	-
CRDF - Credit Card - ICICI - 41020203 6702 8005	-	5,698	-	-
Deposit - Milano (Palava) - Dharmin	35,000	-	-	-
Dhara Shah	-	7,875	-	-
DHRUV BHAVSAR	-	-	-	1,816
Dhruv Bhavsar	-	2,895	-	-
Dhvani Trivedi	-	-	-	36,000
Digvijay Deepak Kerkar	-	17,596	-	-
Diplomat Tourist Taxi Service	-	2,336	-	-
Dipti Tanna	-	5,061	-	-
Elements	-	-	-	1,76,186
Finair Airconditioning Pvt Ltd	133	-	-	-
Gujarat Energy Research & Management Institute	-	-	-	77,228
H M Shivanand Swamy	-	-	-	4,95,858
Harsh Plastics	-	412	-	-
Harshil Chuahan	-	-	-	2,600
Hemangi Dalvadi (COEUT)	-	-	-	62,100
Jagdishbhai Chauhan	-	-	-	2,250
Jay Bharat Shah	-	600	-	-
Jaydeep Kalaria	-	-	-	31,097
Jigisha N Jaiswal	-	-	-	7,750
Jigna Desai	-	3,10,459	-	-
Kasturi Akshat Joshi	-	8,017	-	-
KC Enterprise	-	16,048	-	-
Khelan Modi	-	897	-	1,84,923
Mahesh P Bharwad	-	19,657	-	50,298
Manish Sahi	-	354	-	-
Mansi News Paper Suppliers	-	1,260	-	620
Maste Katabathini Eshwar	-	25,115	-	-
Mehta Sheth & Associates	-	11,610	-	-
MICA Ahmedabad	-	-	-	2,74,576
Minal Shetty	-	-	-	5,909
Navkar Electronic & Communications	-	-	-	2,360
Netlogic Solutions	-	1,00,980	-	-
New Charbhujia Fast Food	-	3,960	-	-
Nilesh Parmar	-	-	-	3,060
Nitika Bhakuni	-	63,314	-	-
Norms Construction	-	-	-	1,37,815
Omkar Kane	-	299	-	-
Perfect Solutions	-	944	-	708
Pooja Shailesh Paghadar	-	-	-	64,800
Prakash Solanki	-	2,093	-	-
Rahul Vaghela	-	1,701	-	-
Rainbow Energy Solutuions LLP	-	3,62,040	-	-
Rajan Rawal	-	11,06,109	-	4,38,584
Recos Sensors & Control (P) Ltd.	3,68,986	-	-	-
Ruchi Singhal	-	-	-	15,120
Rutul B Joshi	-	58,686	-	-
Sangeetha Ann Wilson	-	-	-	34,971
Sardhara Bhagvat	-	-	-	8,400
Shalini Sinha	-	1,52,095	-	96,131
Shivangie Akhaury	-	3,983	-	-
Shivani S.	-	-	-	1,054
Shree Barfani Courier Service	-	28,853	-	1,672
Shree Siddhi Copiers	-	21,906	-	12,690
Siddhi Digi Print	-	-	-	21,464
Siddhi Enterprise	-	-	-	12,205
Smartline Facility Management Pvt Ltd	-	-	-	30,321
Smrutijukur	-	-	-	1,32,162
Sneha Traders	-	-	-	7,981
Sneha Traders	-	1,360	-	-
Sorab S. Engineer & Co	3,300	-	-	-
Spark TG Info Pvt. Ltd	454	-	-	-
Sree Ram GR	1,612	-	-	-
TATA Power EV Charging Solutions Limited	-	15,61,685	-	-
Tatvic Analytics Private Limited	-	-	-	1,16,000
Technovalue Solutions Pvt.Ltd.	-	-	1,61,660	-
Tide Technocrats Private Limited	-	23,46,143	-	-
Transerve Technologies Pvt Ltd	-	-	-	1,82,700
Tushar Bose	-	50,940	-	-
Urcan Studio	-	6,28,901	-	-
Utopia Holidays	-	1,19,508	-	1,09,959
Utopia Travel Services Pvt. Ltd.	-	3,54,867	-	1,48,886
Varun K	-	1,998	-	-
Wonder Gifts	-	-	-	1,390
Yash Shukla	-	18,049	-	1,13,695
Total [A]	4,09,880	88,64,397	1,61,660	57,84,583
Provision for Faculty Remuneration	-	4,99,329	-	7,80,861
Provision for Expenses	-	7,59,603	-	61,36,772
Provision for Audit Fees Payable	-	5,04,229	-	5,77,872
Total [B]	-	17,63,161	-	74,95,505
Performance Security -Rainbow Energy Solutions LLP	-	1,11,931	-	-
Performance Security -WISH Energy Solutions Pvt Ltd	-	31,086	-	3,57,990
Retention -Cosmos Detective & Security Services	-	48,736	-	8,123
Retention -Detective & Security Services	-	50,561	-	50,561
Retention -Smartline Facility Management Pvt Ltd	-	18,508	-	11,856
Retention -Finair Airconditioning Pvt Ltd	-	3,792	-	-
Total [C]	-	2,64,614	-	4,28,530
Grand Total [D] = [A]+[B]+[C]	4,09,880	1,08,92,172	1,61,660	1,37,08,618



CEPT RESEARCH AND DEVELOPMENT FOUNDATION FCRA
Schedules to the Financial Statements for the year ended 31st March
Schedule B : Project Balance

Amount In Rs.

SR. NO.	PARTICULARS	Balance As At 01.04.2023	Credited during the year		Debited during the year			Balance As At 31.03.2024
			Grant/ Donation received	Interest Income	Capital Expenditure	Recurring Expenditure	Grant Returned	
1	2	3	4	5	6	7	8	9
1	CAG032_G_Codata_Knowledge_Urban_Systems	1,26,983	2,10,071	4,019	-	1,16,255	-	2,24,817
2	CAR035_G_Ubase_Urban_Bench_Act_Sup_Effic	74,796	13,93,111	-	42,952	6,35,209	-	7,89,746
3	CAR042_G_GEMDEV_Ground_Energy_Global_South	(9,52,554)	73,14,133	-	5,94,720	56,04,802	-	1,62,056
4	CAR043_G_GBPN_Sustain_Bldg_Policies_Phase_2	1,32,120	-	-	-	-	-	1,32,120
5	CAR044_G_GBPN_Sustainable_Bldg.Policies	38,849	-	-	-	-	-	38,849
6	CAR047_G_RMI_Improving_Testing_Standards	93,25,302	1,48,01,700	7,41,191	82,74,128	1,28,73,808	-	37,20,257
7	CAR055_G_ISEF_Datbase_Embodied_Energy	-	36,98,297	70,235	2,09,981	29,70,139	-	5,88,412
8	CAR056_G_ISEF_Advancing_Energy_2023	-	64,71,659	1,57,921	-	64,77,812	-	1,51,768
9	CAR061_G_RMI_Addem2_Improve_testing_Std.	-	1,24,41,855	2,68,140	-	6,91,931	-	1,20,18,064
10	CAR062_G_UNOPS_Naturebased_solu_guj	-	12,27,481	-	3,68,986	8,66,346	-	(7,851)
11	CAR063_G_ISEF_Cool_Roof_CRDF004	-	57,30,404	-	-	6,21,924	-	51,08,480
12	CEI022_G_Data_For_Resilient_Cities	33,493	-	2,225	-	-	-	35,718
13	CHC007_G_Heritage_Borders_of_Engagement_Network_(ENGAGE)	4,717	-	313	-	-	-	5,030
14	CHC013_G_AHRC_Seismic_Prone_Heritage	65,705	-	863	-	63,249	-	3,320
15	CHC017_G_AHRC_Seismic_Prone_Heritag_Ext	28,617	-	532	-	24,733	-	4,416
16	CHC020_G_Oxford_EWAP_Wooden_Havelis	69,90,460	20,84,250	2,09,176	45,35,396	28,79,880	-	18,68,609
17	CHC025_G_YHEP_Dharmaj	(21,189)	21,189	-	-	-	-	-
18	CHC029_G_AHRC_Seismic_Prone_Heritag_Ext_NEW	(1,00,992)	18,71,957	-	-	17,70,965	-	0
19	CHC038_G_BACSA_Mapping_and_Docume	-	9,924	-	-	4,51,727	-	(4,41,803)
20	CUL011_G_SUD_SC_GIZ_81249235	(1,75,311)	-	-	-	-	-	(1,75,311)
21	CUT043_G_Smart_Sut_GIZ_81250308	(6,54,265)	-	-	-	-	-	(6,54,265)
22	CUT054_G_U_K_Pact_Project	(1,62,534)	-	-	-	-	-	(1,62,534)
23	CUT056_G_Smart_Sut_GIZ_81250308_Ext	12,95,856	-	-	-	-	-	12,95,856
24	CUT057_G_Smart_Sut_GIZ_81274454	10,99,412	-	-	-	885	-	10,98,527
25	CUT064_G_U_K_Pact_Project_Extention	(1,22,61,946)	1,29,17,208	-	-	(23,576)	-	6,78,838
26	CUT066_G_NVF_Climate_and_Energy_in_India_Project	16,48,117	-	63,448	-	15,71,582	-	1,39,984
27	CUT072_G_ISEF_Electrifying_the_Heritage_Cities	-	41,24,124	32,597	-	15,94,955	-	25,61,766
28	CUT075_G_UEMI_gGmbH_MobiliseHER	-	1,58,75,703	-	-	49,733	-	1,58,25,970
29	CWS015_G_TSU_Urban_Sanit_FSSM_Mah_BMGF	1,39,00,255	5,30,79,000	26,63,201	4,79,617	4,30,59,158	-	2,61,03,681
30	DIC008_G_Vernacular_Furniture_Completion_Act	38,195	-	2,537	-	-	-	40,732
	TOTAL FUND	2,04,74,087	14,32,72,066	42,16,399	1,45,05,780	8,23,01,518	-	7,11,55,254
	Previous Year Balance	7,52,03,886	6,91,94,595	23,84,441	75,37,809	11,87,71,026	-	2,04,74,087



CEPT RESEARCH AND DEVELOPMENT FOUNDATION FCRA
Schedules to the Financial Statements for the year ended 31st March
Schedule C : Property, Plant and Equipment

Tangible Assets


Amount In Rs.

Sr.No	Asset	Gross Block			Depreciation			Net Block			
		As at 01.04.23	Addition	Deduction	As at 31.03.24	As at 01.04.23	For the year	Deduction	As at 31.03.24	As at 31.03.2023	As at 31.03.24
	Project Assests										
1	Computers	68,76,488	38,98,830	-	1,07,75,318	25,03,317	22,48,096	-	47,51,413	43,73,171	60,23,905
2	Furnitures & Fixtures	-	65,000	-	65,000	-	3,965	-	3,965	-	61,035
3	Scientific Equipments	28,65,201	76,56,294	-	1,05,21,495	1,58,259	13,02,070	-	14,60,329	27,06,942	90,61,166
4	Office Equipments	4,07,207	19,82,462	-	23,89,669	9,185	3,59,296	-	3,68,481	3,98,022	20,21,188
	Total	1,01,48,896	1,36,02,586	-	2,37,51,482	26,70,761	39,13,427	-	65,84,188	74,78,135	1,71,67,294
	Previous Year	26,11,087	75,37,809	-	1,01,48,896	13,94,826	12,75,935	-	26,70,761	12,16,261	74,78,135

Intangible Assets

Sr.No	Asset	Gross Block			Depreciation			Net Block			
		As at 01.04.23	Addition	Deduction	As at 31.03.24	As at 01.04.23	For the year	Deduction	As at 31.03.24	As at 31.03.2023	As at 31.03.24
	Project Assets										
1	Software	-	6,93,213	-	6,93,213	-	85,767	-	85,767	-	6,07,447
2	Website	-	2,09,981	-	2,09,981	-	1,928	-	1,928	-	2,08,053
	Total	-	9,03,194	-	9,03,194	-	87,694	-	87,694	-	8,15,500
	Previous Year	-	-	-	-	-	-	-	-	-	-

	Total Current Year	1,01,48,896	1,45,05,780	-	2,46,54,676	26,70,761	40,01,121	-	66,71,883	74,78,135	1,79,82,794
	Total Previous Year	26,11,087	75,37,809	-	1,01,48,896	13,94,826	12,75,935	-	26,70,761	12,16,261	74,78,135




CEPT RESEARCH AND DEVELOPMENT FOUNDATION FCRA

Schedules to the Financial Statements for the year ended 31st March

Schedule D - Capital and Earmarked Funds

Amount in Rs.

Sr. No.	Particulars	As at 01.04.2023	Credited during the year		Debited during the year / Transferred to Income & Expenditure Account		As at 31.03.2024
			Fund created	Interest	To the extent of Depreciation	To the extent of Revenue Expenditure	
Capital Fund							
1	Computers	43,73,171	38,98,830	-	22,48,096	-	60,23,905
2	Furnitures & Fixtures	-	65,000	-	3,965	-	61,035
3	Scientific Equipments	27,06,942	76,56,294	-	13,02,070	-	90,61,166
4	Office Equipments	3,98,022	19,82,462	-	3,59,296	-	20,21,188
5	Software	-	6,93,213	-	85,767	-	6,07,447
6	Website	-	2,09,981	-	1,928	-	2,08,053
Total Capital Fund [A]		74,78,135	1,45,05,780	-	40,01,121	-	1,79,82,794
Earmarked Fund							
1	CHC019_G_Dharmaj_Heritage_Mukhi_House	32,917	-	1,494	-	14,810	19,601
2	CHC016_G_Dharmaj_Heritage_Kalidas	87,328	-	-	-	87,328	-
3	CWS023_G_Dasra_kutch_Empowerment	52,17,553	84,54,557	2,76,421	-	74,93,578	64,54,953
4	CWS024_G_HSBC_Energy transition	-	2,08,62,893	4,80,906	-	2,13,43,799	-
Total Earmarked Fund [B]		53,37,798	2,93,17,450	7,58,821	-	2,89,39,515	64,74,554
Total [C] = [A]+[B]		1,28,15,933	4,38,23,230	7,58,821	40,01,121	2,89,39,515	2,44,57,348
Previous Year		15,99,922	2,76,91,960	1,94,931	12,75,935	1,53,94,945	1,28,15,934



CEPT RESEARCH AND DEVELOPMENT FOUNDATION FCRA
Schedules to the Financial Statements for the year ended 31st March
Schedule E : Statutory Liabilities

Particulars	Amount in Rs.	
	2024	2023
Staff PF Payable	19,455	-
TDS Payable	14,67,513	14,63,380
Total	14,86,968	14,63,380



CEPT RESEARCH AND DEVELOPMENT FOUNDATION FCRA

Cash & Bank Balance

Amount In Rs.

Particulars	2023-24	2022-23
Bank Balance		
Savings Account		
Bank of India - 200910110015565	9,618	1,52,257
HDFC - 50100322086262	2,65,06,411	10,55,225
Total Savings Accounts Balance [A]	2,65,16,029	12,07,482
Current Account		
State Bank of India - 40101614769	21,620	5,903
Total Current Account Balance [B]	21,620	5,903
Total Bank Balance [C] = [A]+[B]	2,65,37,649	12,13,385
Fixed Deposit with Bank		
Bank of India	17,53,828	16,59,594
HDFC Bank Ltd.	5,85,78,903	3,71,00,000
Total Fixed Deposit with Bank [D]	6,03,32,731	3,87,59,594
Total Cash and Bank Balance [E] = [C]+[D]	8,68,70,380	3,99,72,979

